

Student Name

Clothing Worksheet

"What is it?" (B)

Partners

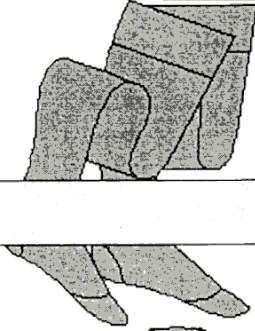
Student B): Look at this page.


1) Write the names of these clothes.

2) Help your partner with his/her page.

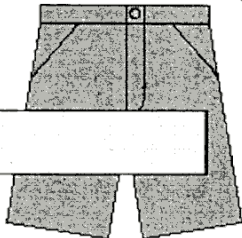

Student A): Look at the previous page.
















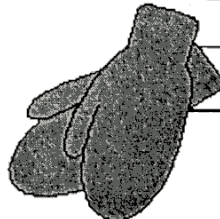







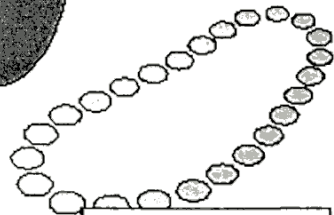















jeans pants mittens necklace nightshirt ring shirt shoes shorts
skirt stockings suit swimming-trunks T-shirt tie trainers

"I'd like a hat."

Partners


- 1) Look at this dialogue.
- 2) Perform the dialogue together.
- 3) Use the words at the bottom of the page.



Can I help you?




Certainly. How about this one?




No. It's just right for you.



Excuse me.



Yes, please. I'm looking for a hat.



Isn't it a bit large?



O.K. I'll take it.

hat	large
skirt	pink
suit	thick
dress	long
coat	dark
tie	bright

jacket	heavy
belt	yellow
watch	expensive
ring	large
necklace ..	unusual

